

Parental login support for Home Learning Satchel:One:

Dear parents and carers,

Please see below a step by step guide to further support you at home logging into the Satchel:One home learning platform and supporting your child at home with home learning.

What is Satchel One?

Satchel One is an online learning platform used by schools to:

- Set and track homework
- Share announcements
- Monitor deadlines
- Communicate between school and home

Parents can log in to see what homework has been set and help their child stay organised.

Welcome to Satchel One! Getting started is simple:

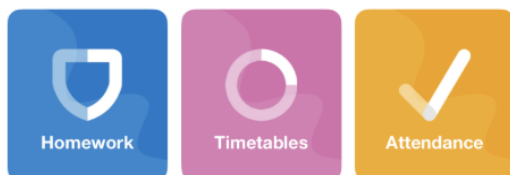
1. Go to satchelone.com/login or open our mobile app
2. Click on "Sign in with Office 365"
3. Follow the instructions on the screen to gain access.
If you are already signed into your Office 365 account, you will not need to re-enter your password.

For help and more details on the above please go to help.satchelone.com

We have recently sent all login codes back out to parents and carers but if you are unsure please do contact reception.

Please tap the Satchel:One icon on your phone and on the login screen select parent select the homework icon.

Apps



Explore



One Plus

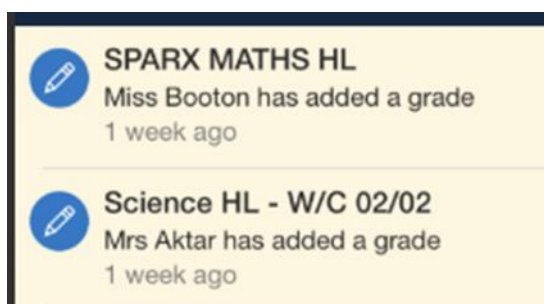
How Parents Can Support at Home

Navigating the Parent Dashboard

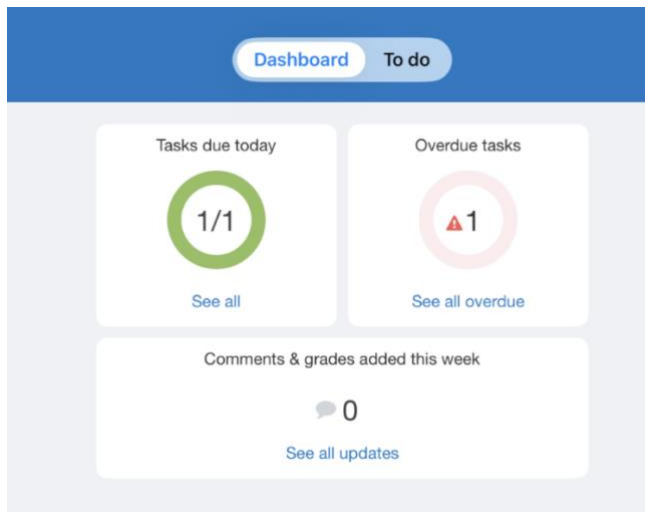
Once logged in, you can:

View Homework

- See current homework tasks
- Check deadlines
- Open task instructions and attachments



Check Completion Status



You can see whether homework is:

- Completed
- Submitted
- Overdue

How Parents Can Support at Home

✓ Create a Homework Routine

- Agree on a daily homework time
- Provide a quiet workspace
- Check Satchel One together regularly

Discuss Tasks

Ask:

- What is this home learning topic about?
- When is it due?
- How does it link to classwork?

Encourage Independence

- Help them break tasks into steps
- Encourage time management